

Customer Sales Report

Create a customer Sales Report with the following information

1. Open WSGOODS Database
2. Create a customer Sales Report with the following information

Customer Sales

<i>Store Name</i>	<i>Contact Name</i>	<i>Phone Number</i>	<i>Fax Number</i>
Ace Sporting Goods	Jim Robinson	410-577-1213	410-577-1218
Athletic Supplies Co.	Alex Feodorov	202-732-5085	202-732-5184
Johnson's Leisure Supply	Dave Robbins	203-399-4830	203-399-4848
Jake's Fitness Shop	Cheryl Thompson	609-275-3944	609-275-3950
Sportsman's Den	Melissa Patterson	518-442-8181	518-442-8180
Al's Sporting Goods	Barbara Jackson	207-846-7732	
World of Sports	Kathy Winters	412-927-8878	412-927-8880
Athlete's Dream	Tina Goodman	215-557-7781	215-557-7891
Sports Outfitters	Rick Decker	212-921-3827	212-921-3817
Wheels and Waves	Kelly Norris	617-925-1173	617-925-1176
Joe's Sports Shop	Tim Parkins	912-465-7322	
Jones Sports Supplies	Fred Silvestri	606-567-1212	
Time Out Sports & Leisure Co.	Clint Moore	501-222-1717	501-223-1718

Orders Report Using a Query

1. Create a report that looks similar to the following

Orders Report

<i>Customer Number</i>			
<i>Store Name</i>	<i>Order Number</i>	<i>Sales Rep</i>	<i>Credit Limit</i>
Athlet's Dream		SJS	3500
Athlet's World		GEA	1500
Champs		NTB	2300
Great Outdoors		GEA	1500
Sports Connection		FLW	6000
Sportsarama		TAS	2700
Tennis Joint		FLW	9000

<i>Customer Number 1014</i>			
<i>Store Name</i>	<i>Order Number</i>	<i>Sales Rep</i>	<i>Credit Limit</i>
Athletic Supplies Co.	1711	SJS	8000
Athletic Supplies Co.	1003	SJS	8000
Athletic Supplies Co.	1005	SJS	8000
Athletic Supplies Co.	1669	SJS	8000

<i>Customer Number 1092</i>			
<i>Store Name</i>	<i>Order Number</i>	<i>Sales Rep</i>	<i>Credit Limit</i>
Ace Sporting Goods	1775	SJS	5000

2. The report structure looks like the following

<i>Orders Report</i>						
Page Header						
Customer Number Header						
<i>Customer Number</i>	<i>Customer Number</i>					
	<i>Store Name</i>		<i>Order Number</i>	<i>Sales Rep</i>		<i>Credit Limit</i>
Detail						
	Store Name		Order Number	Sales Rep		Credit Limit
Page Footer						
=Now()					= "Page " & {Page} & " of " & {Pages}	
Report Footer						

3. To accomplish this create a Query containing Customer Number, Store Name, Order Number, Sales rep, and Credit Limit.

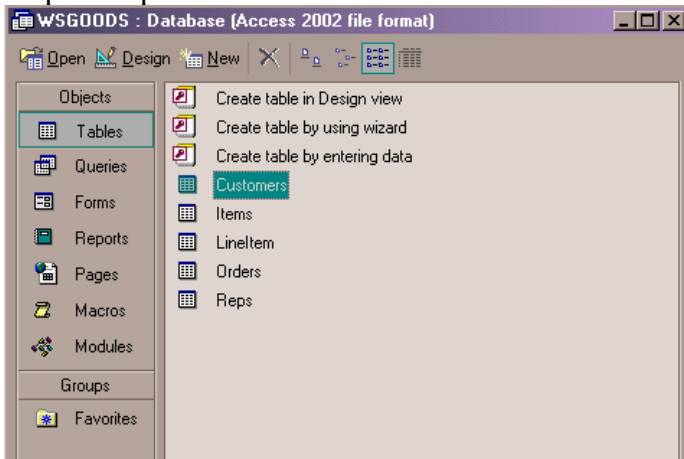
Query and Report Exercise

Problem Scenario: Store's that place orders have the potential to purchase additional products in the future. List the number of orders the stores have made.

An example layout should look similar to:

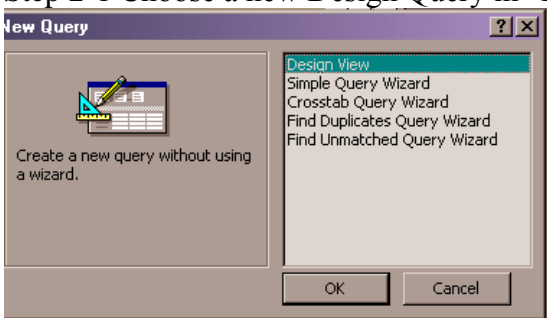
Store Name	Number of Orders
Ace Hardware	5
Jack's Flowers	25

Step 1 – Open the WSGoods database.

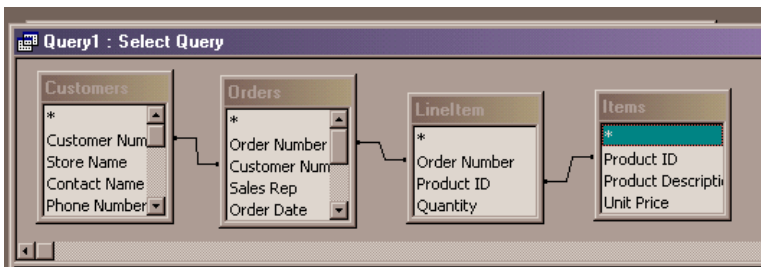


Step 2 – Create a Query to be used to generate a report.

Step 2-1 Choose a new Design Query in “Design View”.



Step 2-2 Add the Customer, Orders, Line Items and Items tables to the query



Step 2-3 Add the Customer Number and the Store name fields from the Customer Table.
 Add the Order Number field from the Order table.
 Note: to display the totals line View→Totals

Field:	Customer Number	Store Name	Order Number	
Table:	Customers	Customers	Orders	
Total:	Group By	Group By	Count	
Sort:				
Show:	<input checked="" type="checkbox"/>	<input checked="" type="checkbox"/>	<input checked="" type="checkbox"/>	<input type="checkbox"/>
Criteria:				
or:				

Step 2-4 Add the Totals row to the Query (View→Totals) and change the Order Number to Count.

Field:	Customer Number	Store Name	Order Number	
Table:	Customers	Customers	Orders	
Total:	Group By	Group By	Count	
Sort:				
Show:	<input checked="" type="checkbox"/>	<input checked="" type="checkbox"/>	<input checked="" type="checkbox"/>	<input type="checkbox"/>
Criteria:				
or:				

Change the Order Number to Count.

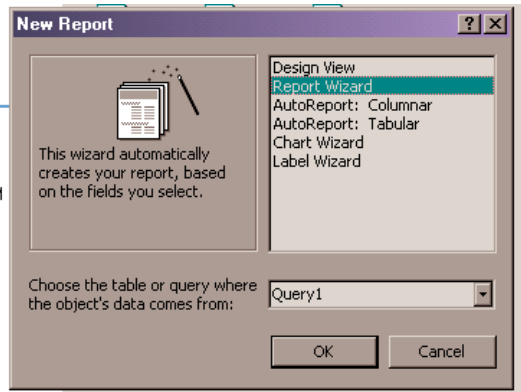
Step 2-5 Review the results in datasheet view

Customer Numt	Store Name	CountOfOrder N
1014	Athletic Supplie	17
1092	Ace Sporting G	10
1437	Johnson's Leisu	4
1486	Jake's Fitness S	10
1490	Sportsman's De	8
1503	Al's Sporting Gc	8
1776	World of Sports	4
1836	Athlete's Dream	5
1842	Sports Outfitters	24
1923	Wheels and Wa	3
2113	Joe's Sports Sh	4
2401	Jones Sports S	7
2500	Time Out Sports	4

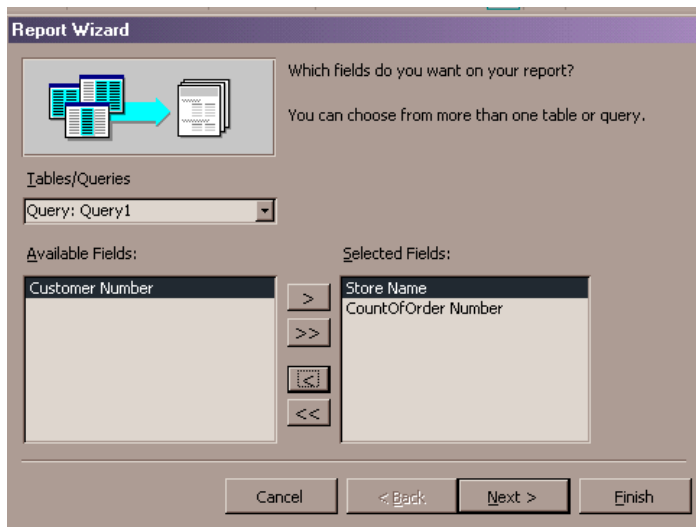
Record: 1 of 47

Step 3 – Create a report

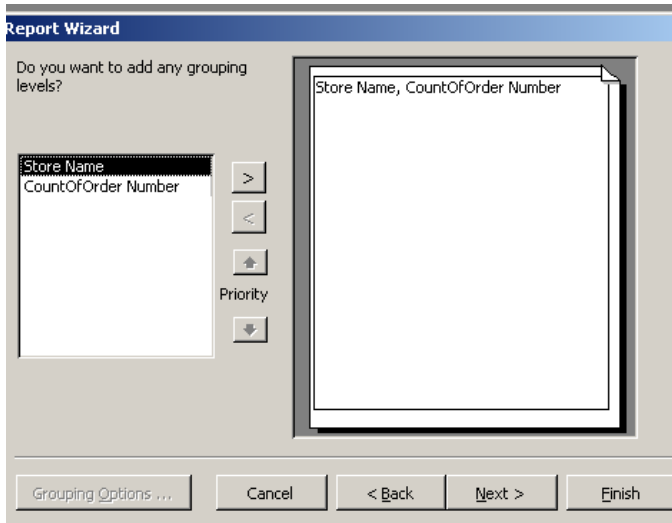
Step 3-1 Start the “Report Wizard”



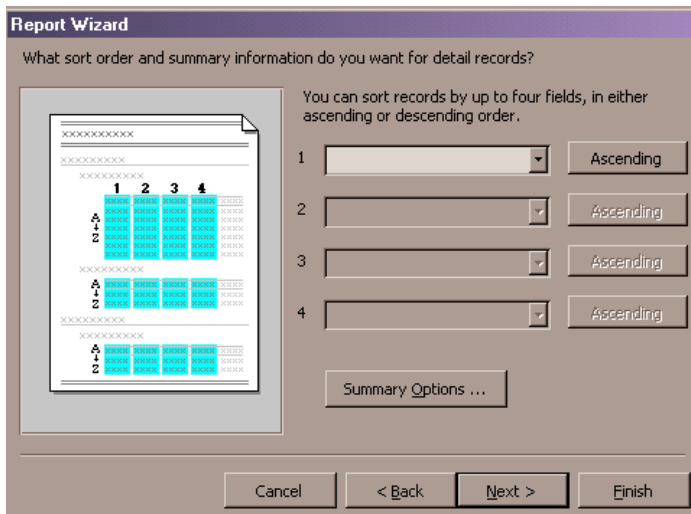
Step 3-2 Choose the fields



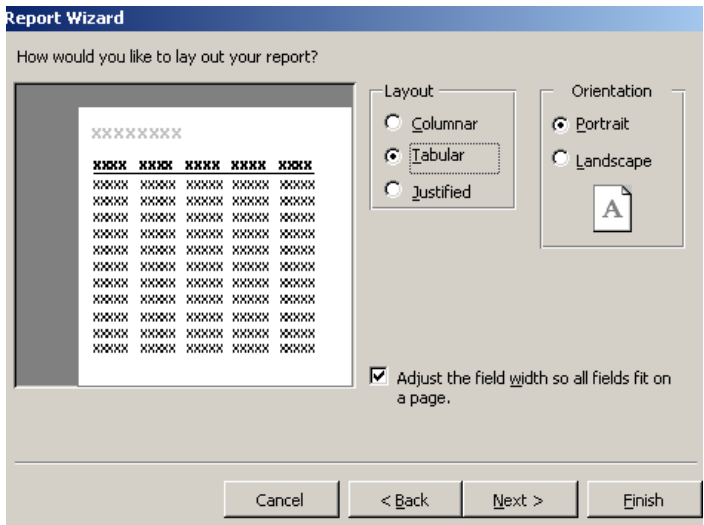
Step 3-3 Grouping (No grouping is necessary)



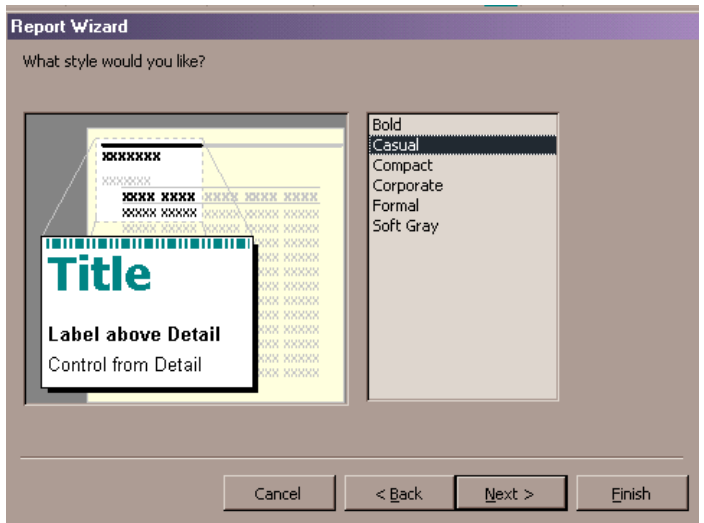
Step 3-4 Sort the items



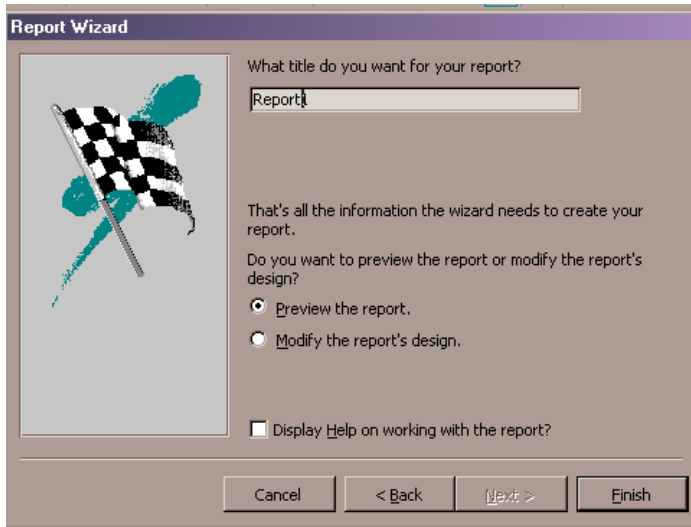
Step 3-5 Setup the Layout



Step 3-6 Choose the style



Step 3-7 Enter the name of the report



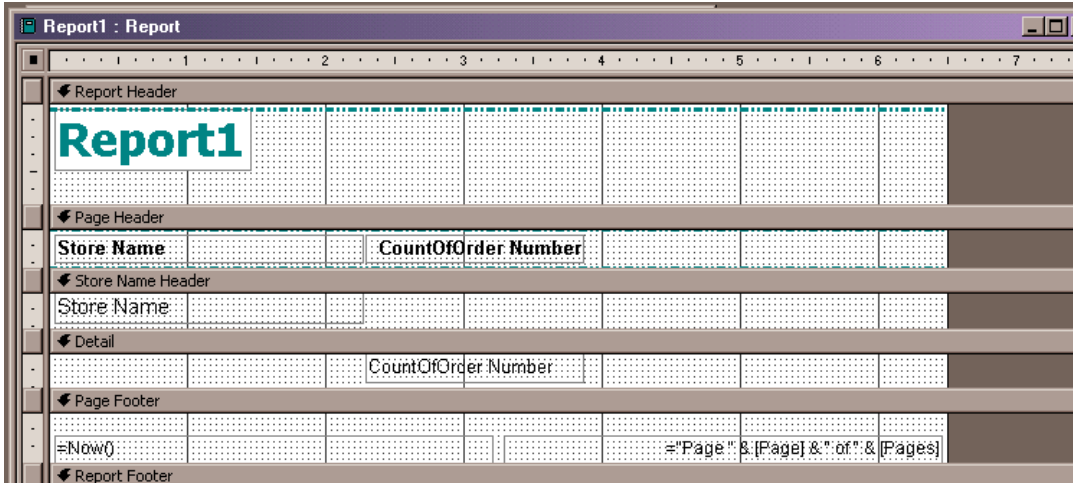
Step 3-8 Review the results

Report1

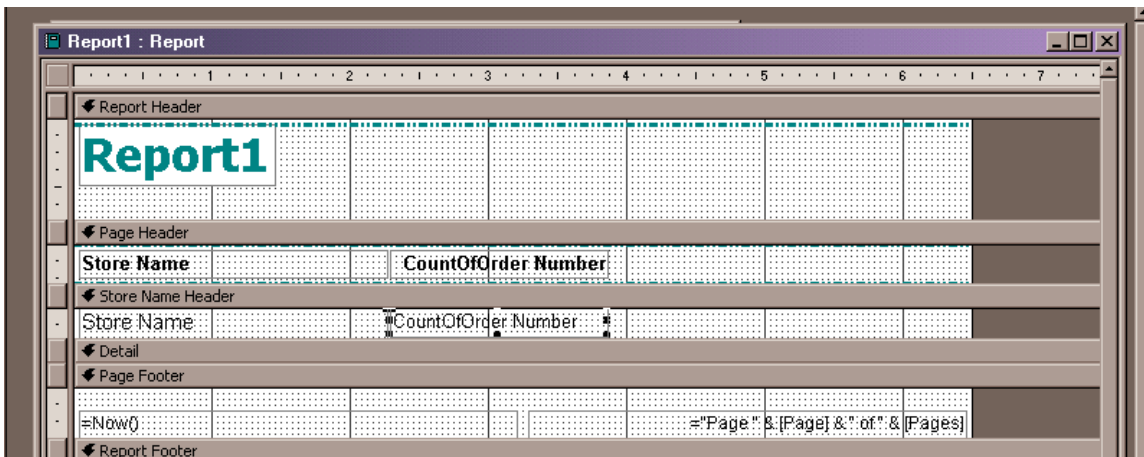
Store Name	CountOfOrder Number
Ace Sporting Goods	10
Al's Sporting Goods	8
Alvarez Equipaje de Juegos	10
Athlete's Dream	5
Athletic Supplies Co	

Page: 1

Step 3-9 Modify the report layout



Step 3-10 Make the following changes



Step 3-11 View the results

Report1	
Store Name	CountOfOrder Number
Ace Sporting Goods	10
Al's Sporting Goods	8
Alvarez Equipaje de Juegos	10
Athlete's Dream	5
Athletic Supplies Co.	17
B&B Sporting Goods	2
Big Marty's Sports	13
Canadian Sports Ltd.	5
Champion Sports Equipment	18